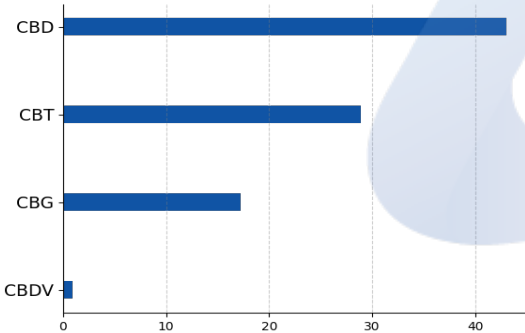
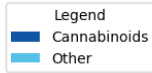
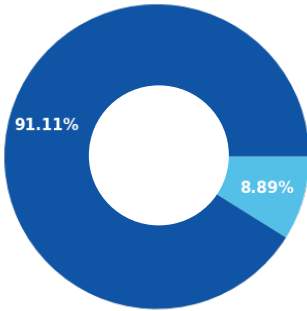


**Watermelon OG CBD Tank**

<b>Batch ID:</b>	22HLW4012806	<b>Received:</b>	07/01/2022	<b>Analysis:</b>	15 Cannabinoid Potency
<b>Sample Type:</b>	Concentrate	<b>Analyzed:</b>	07/08/2022	<b>Method:</b>	2021.15P.01
		<b>Test ID:</b>	4295	<b>Equipment:</b>	HPLC

**CANNABINOID PROFILE**
**TOTAL CANNABINOID CONTENT**


Cannabinoid	LOD (%)	LOQ (%)	Result (%)	Result (mg/g)
Cannabidiol (CBD)	5.90e-05	1.80e-04	43.07 ± 1.2	430.70
Cannabigerol (CBG)	5.20e-05	1.60e-04	17.27 ± 0.47	172.67
Δ9-Tetrahydrocannabinol (Δ9-THC)	4.90e-05	1.50e-04	ND	ND
Cannabicitran (CBT)	5.20e-05	1.60e-04	28.94 ± 0.78	289.42
Cannabichromene (CBC)	3.90e-05	1.20e-04	0.89 ± 0.024	8.90
Cannabinol (CBN)	5.00e-05	1.50e-04	ND	ND
Cannabicyclol (CBL)	2.50e-05	7.60e-05	ND	ND
Tetrahydrocannabivarin (THCV)	3.70e-05	1.10e-04	ND	ND
Δ8-Tetrahydrocannabinol (Δ8-THC)	6.20e-05	1.90e-04	ND	ND
Tetrahydrocannabivarin Acid (THCVA)	3.80e-05	1.20e-04	ND	ND
Cannabigerolic acid (CBGA)	1.10e-04	3.40e-04	ND	ND
Cannabidiolic acid (CBDA)	9.60e-05	2.90e-04	ND	ND
Cannabidivarin (CBDV)	2.90e-05	8.80e-05	0.94 ± 0.025	9.44
Tetrahydrocannabinolic Acid (THCA)	1.70e-04	5.10e-04	ND	ND
Cannabidivarinic Acid (CBDVA)	3.10e-05	9.50e-05	ND	ND
<b>Total Cannabinoid**</b>			<b>91.11</b>	<b>911.14</b>
<b>Total Potential THC*</b>			<b>ND</b>	<b>ND</b>
<b>Total Potential CBD*</b>			<b>43.07 ± 1.2</b>	<b>430.70</b>
<b>Total Potential CBG*</b>			<b>17.27 ± 0.47</b>	<b>172.67</b>

\* Total Potential THC/CBD/CBG is calculated using the following formulas to consider the loss of a carboxyl group during decarboxylation step.

\* Total THC = THC + (THCa \*(0.877)) and Total CBD = CBD + (CBDA \*(0.877)) and Total CBG = CBG + (CBGa\*(0.877))

\*\* Total Cannabinoids result reflects the absolute sum of all cannabinoids detected.

% = % (w/w) = Percent (Weight of Analyte / Weight of Product)

**REMARKS**

Passed visual inspection for particulates, mold, mildew, and other foreign substances.

**FINAL AUTHORIZATION**


Alex Bujanow, Microbiologist  
07/08/2022 03:11 PM

**ANALYZED BY/DATE**



Logan Cline, Director of Analytical Development  
07/08/2022 03:28 PM

**AUTHORIZED BY/DATE**



John Reser, Quality Analyst  
07/08/2022 03:29 PM

**RELEASED BY/DATE**

Laboratory results are based on the sample submitted to Minova Laboratories in the condition it was received. Minova Laboratories warrants that all analyses performed are in accordance with ISO/IEC 17025:2017. All data is generated using NIST traceable reference material and all reports are produced with the highest regard for scientific integrity. Reports can only be reproduced with the written consent of Minova Laboratories.

**Watermelon OG CBD Tank**

<b>Batch ID:</b>	22HLW4012806	<b>Received:</b>	07/01/2022	<b>Analysis:</b>	Residual Solvents
<b>Sample Type:</b>	Concentrate	<b>Analyzed:</b>	07/08/2022	<b>Method:</b>	2021.RS.01
		<b>Test ID:</b>	4291	<b>Equipment:</b>	GCMS

**RESIDUAL SOLVENTS**

SOLVENT	REPORTABLE RANGE	RESULT (ppm)
Acetone	100 - 1000	*ND
Acetonitrile	100 - 1000	*ND
Benzene	0.2 - 4	*ND
Butanes	100 - 1000	*ND
Ethanol	100 - 1000	*ND
Ethyl Acetate	100 - 1000	*ND
Heptane	100 - 1000	*ND
Hexanes	6 - 120	*ND
Isopropyl Alcohol	100 - 1000	*ND
Methanol	100 - 1000	*ND
Pentanes	100 - 1000	*ND
Propane	100 - 1000	*ND
Toluene	18 - 360	*ND
Xylenes	43 - 860	*ND

\*ND = Below Reportable Range

**REMARKS**

Passed visual inspection for particulates, mold, mildew, and other foreign substances.

**FINAL AUTHORIZATION**


 Alex Bujanow, Microbiologist  
 07/08/2022 04:11 PM

**ANALYZED BY/DATE**


 Logan Cline, Director of Analytical Development  
 07/08/2022 04:27 PM

**AUTHORIZED BY/DATE**


 John Reser, Quality Analyst  
 07/08/2022 04:28 PM

**RELEASED BY/DATE**

Laboratory results are based on the sample submitted to Minova Laboratories in the condition it was received. Minova Laboratories warrants that all analyses performed are in accordance with ISO/IEC 17025:2017. All data is generated using NIST traceable reference material and all reports are produced with the highest regard for scientific integrity. Reports can only be reproduced with the written consent of Minova Laboratories.